

Infinite Design Possibilities

The Infinity™ modular signage system offers unlimited possibilities supported by simple, elegant engineering. A perforated metal chassis designed to receive patented, precision-molded attachment devices, is used to configure virtually any material or component in addition to a wide range of standard-size panels and accessories. Precise alignment, securely attached components and easy updates are the hallmarks of this sophisticated modular system. Designers can choose to mount Infinity ADA-Ready™ or graphic panels directly to a surface through the use of a black foam backer and snap-fit wall mounting clips or traditional VHB tape.

- Wide variety of standard components and accessories with custom options
- Full-face print on panel graphics available
- Complete range of mounting options: chassis, wall, ceiling, projecting, desk, and floor fixtures
- All chassis, ADA-Ready™, graphic and glass panels available in custom sizes and colors
- ISO 9001 manufacturing process
- Two year warranty on parts and labor



The Infinity™ signage system is a durable, modular solution, which ensures that the system can be easily updated or repaired. The components can also be easily disassembled and sorted into appropriate recycling processes at end-of-life.

Modular Signage Solutions

Standard Features and Options

Chassis

- Material: 18 ga. cold rolled steel or stainless steel, powder coated or painted in matte or gloss finish; natural, brushed or polished metal (stainless steel only)

Graphic and Glass Panels

- Material: aluminum alloy or tempered glass, 0.118"
- Glass panel is clear, not frosted or opaque
- Glass panel receives subsurface digital graphics
- 140 standard paint colors, one per sign with multiple and custom colors available
- Full-panel face print on panel graphics -- 720 dpi, seven-color print system, including white ink
- Vinyl and silkscreen graphics available
- Finish: high temperature cured polyester coating

Module Attachment and Registration

- HookTab™, tamper resistant fastener
- LocTab™, tamper resistant fastener
- PresTab™, changeable fastener
- PinTab™, registration device
- MagTab™, magnetic fastener

Accessories

- PaperFlex™, Inhouse™ updatable modules
- NoteBar™, message holder
- NoteBall™, message holder
- EyeBeam™, room control accessory
- Linear accents and decorative trim components

Mounting

- VHB tape or optional installation clip/spacer
- Suspended via cable suspension kits
- Projecting flag mount
- Partition
- Counter
- Desk

Panels

- ADA-Ready™ panels
- Graphic panels
- Glass panels

Graphic Method for ADA-Ready™ Panels

- InTouch™ and InTac™, tactile characters and Braille
- Screen process tipped for raised graphics
- PaperFlex™, Inhouse™ updatable modules: laser printed paper inserts, generated with Microsoft® Word® templates
- 140 standard paint colors with multiple and custom colors available

Chassis Components

- Wall
- Partition
- Projecting flag
- Counter fixture
- Half-round
- Desk bar fixture
- Suspended
- Wall Rail

PaperFlex Signs™

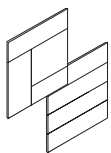

- PaperFlex™ accessory
- PaperFlex™ curved fixture
- PaperFlex™ flat face fixture

Floor Stand

- May be composed of any combination of same width curved modular Inhouse™ updatable or graphic panels within min/max range of fixture

Interior Monolith

- Available in widths: 18" or 24", with a height of 72"
- May be composed of any combination of same width graphic panels
- Steel internal structure and weighted base



Module Attachment and Precision Registration



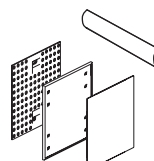
Graphic, Glass and ADA-Ready™ Panels



Perforated Metal Chassis



Wall Rail



PaperFlex Signs™



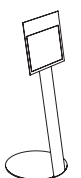
Attachment Devices, Installation Clip and Spacer



Accents



Accessories



Floor Stand