



REFLECTION

- Wall Mounted Panels
- Cubicle Signs
- Desk Mounted Signs
- Projecting Signs


Technical Information



Wall Mounted Sign Single Panel

- Size Options – see specification sheet.
- ADA Ready


Page 4



Wall Mounted Sign Duo Panel

- Size Options – see specification sheet.
- ADA Ready


Page 5



Table/Desk Mounted Sign with V shaped Stand

- Size Options – see specification sheet
- ADA Ready

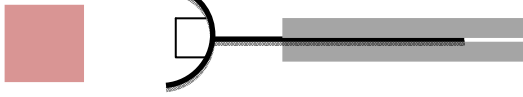
Page 6



Table/Desk Mounted Sign with L shaped Stand

- Size Options – see specification sheet
- ADA Ready

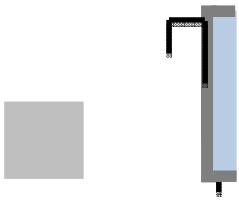
Page 7



Projecting (Flag Mounted) Signs

- Size Options – see specification sheet
- ADA Ready


Page 8



Cubicle Sign

- Size Options – see specification sheet
- ADA Ready

Page 9



Sign with Note Bar

- Size Options – see specification sheet
- ADA Ready

Page 10

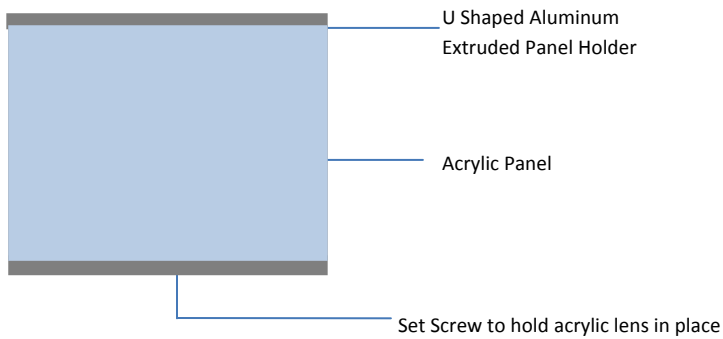


Sign with Acrylic and Aluminum Panels

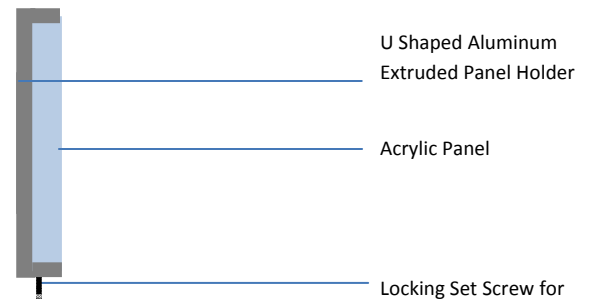
- Size Options – see specification sheet
- ADA Ready

Page 11

Reflection



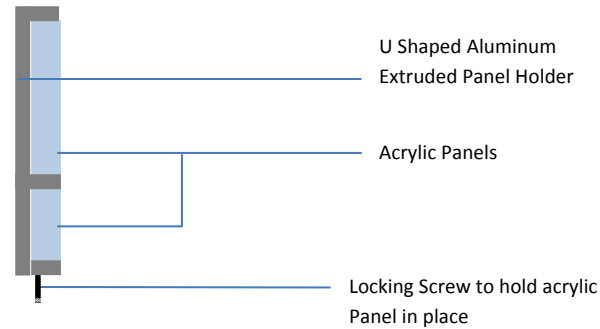
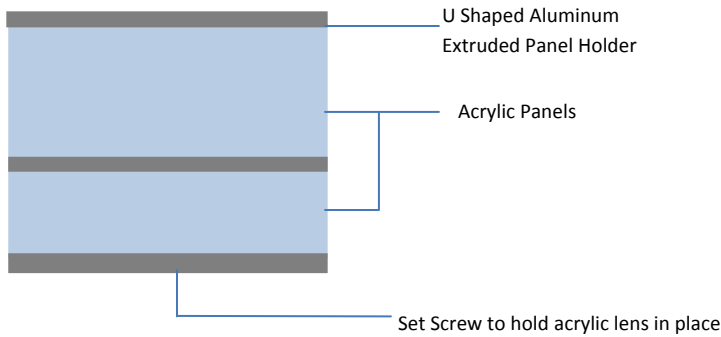
Sign with Single Panel



Standard Features

Specifying Steps for Each Sign

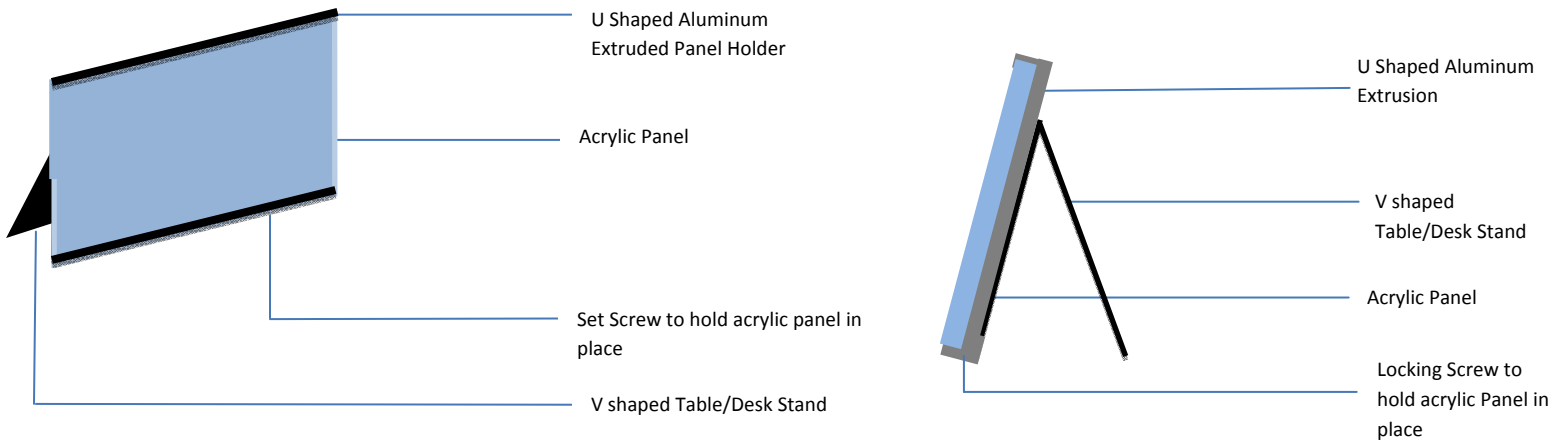
- U Shaped Aluminum Extruded Panel Holder, 6063 aluminum, 0.118"
 - Clear Matte Acrylic Panel 0.2"
 - Heights in 2 sizes – 4", 6" 8.5"
 - Custom widths available
 - No side to frame, acrylic has beautiful polished edges.
 - Set screw to lock in acrylic panel
 - Available with aluminum back-plate
 - Graphic Methods
 - Digital Prints
 - Direct print on panel technology
 - Paper Insert behind Acrylic Panel
 - ADA on Acrylic Panel [0.32" Photopolymer face. Raised symbols and copy and ADA compliant Grade II Braille].
1. Specify and attach: (Layout of sign including quantities, sizes and panel layout using official ASI layout standards).
 2. Specify the following:
 - a. Sign type by Number:
[MirREF-152-00-152], [MirREF-38-00-152], [MirREF-51-00-152], [MirREF-76-00-152], [MirREF-38-00-102], [MirREF-51-00-102], [MirREF-76-00-102], [MirREF-102-00-102], [mirREF-102-00-152]. [MirREF-38-00-102], [MirREF-51-00-102], [MirREF-76-00-102], [MirREF-152-00-102], [MirREF-38-00-218], [MirREF-51-00-218], [MirREF-76-00-218], [MirREF-102-00-218], [MirREF-152-00-218].
 - b. Sign Extrusion Finish:
[Standard Anodized Aluminum]
[Painted in one of 140 Standard Paint Colors]
[Custom Paint Color]
 3. For ADA-Ready™ Header (or footer) specify:
 - a. Raster Braille process, or
 - b. Photopolymer Braille process
 - i. Background Color:
[Painted in one of 140 Standard Paint Colors]
[Custom Paint Color]
 - ii. Graphics Color
[Painted in one of 140 Standard Paint Colors]
[Custom paint Color]
 - c. Letter style, letter size and layout position.
 4. Mounting
 - a. [VHB tape], [Mechanical fastener]



Standard Features

Specifying Steps for Each Sign

- U Shaped Aluminum Extruded Panel Holder, 6063 aluminum, 0.118"
 - Clear Matte Acrylic Insert Panels 0.2"
 - Custom widths available
 - No side to frame, acrylic has beautiful polished edges.
 - Set screw to lock in acrylic panel
 - Graphic Methods:
 - Digital Prints
 - Direct print on panel technology
 - Paper Insert behind Acrylic Panels
 - ADA on Acrylic Panel [0.32" Photopolymer face. Raised symbols and copy and ADA compliant Grade II Braille]
1. Specify and attach: (Layout of sign including quantities, sizes and panel layout using official ASI layout standards).
 2. Specify the Sign type by Number:
 - [MirREF-3851-00-152], [MirREF-3876-00-152], [MirREF-38102-00-152], [MirREF-38152-00-152], [MirREF-3851-00-102], [MirREF-3876-00-102], [MirREF-38102-00-102], [MirREF-38152-00-102], [MirREF-3851-00-218], [MirREF-3876-00-218], [MirREF-38102-00-218], [MirREF-38152-00-218], [MirREF-5138-01-152], [MirREF-7638-00-152], [MirREF-10238-01-152], [MirREF-15238-01-152], [MirREF-5138-01-102], [MirREF-7638-00-102], [MirREF-10238-01-102], [MirREF-15238-01-102], [MirREF-5128-01-218], [MirREF-7638-01-218], [MirREF-10238-01-218], [MirREF-15238-01-218].
 3. For ADA-Ready™ Header (or footer) specify:
 - a. Raster Braille process, or
 - b. Photopolymer Braille process
 - i. Background Color:
 - [Painted in one of 140 Standard Paint Colors]
 - [Custom Paint Color]
 - ii. Graphics Color
 - [Painted in one of 140 Standard Paint Colors]
 - [Custom paint Color]
 - c. Letter style, letter size and layout position.
 4. Mounting
 - a. [VHB tape], [Mechanical fastener]

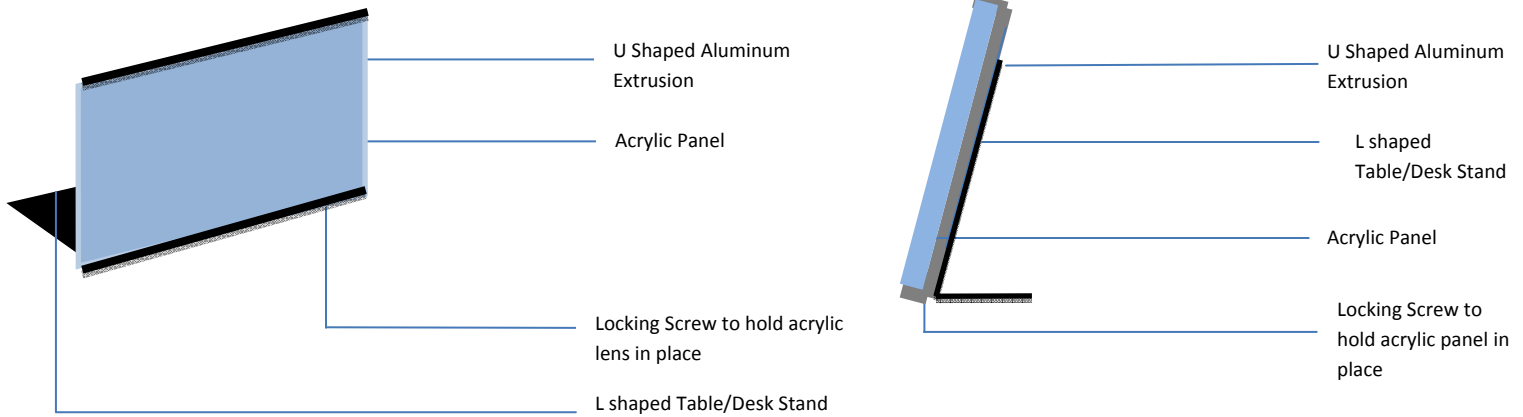


Standard Features

- U Shaped Aluminum Extruded Panel Holder, 6063 aluminum, 0.118"
- Clear Matte Acrylic Panels 0.2"
- Custom widths available
- No side to frame, acrylic has beautiful polished edges.
- Set screw to lock in acrylic lens
- Graphic Methods:
 - Digital Prints
 - Direct print on panel technology
 - Paper Insert behind Acrylic Panel
 - ADA on Aluminum Panel [0.32" Photopolymer face. Raised symbols and copy and ADA compliant Grade II Braille]
- Anodized Aluminum V shaped Desk/Table Stand

Specifying Steps for Each Sign

1. Specify and attach: (Layout of sign including quantities, sizes and insert panel layout using official ASI layout standards).
2. Specify V shaped table stand for selected sign size
3. Specify the following:
 - a. Sign type by Number: [MirREF-38-desk1-152], [MirREF-51-desk1-152], [MirREF-76-desk1-152], [MirREF-102-desk1-152], [MirREF-152-desk1-152]
4. For ADA-Ready™ Header (or footer) specify:
 - a. Raster Braille process, or
 - b. Photopolymer Braille process
 - i. Background Color: [Painted in one of 140 Standard Paint Colors] [Custom Paint Color]
 - ii. Graphics Color [Painted in one of 140 Standard Paint Colors] [Custom paint Color]
 - c. Letter style, letter size and layout position.

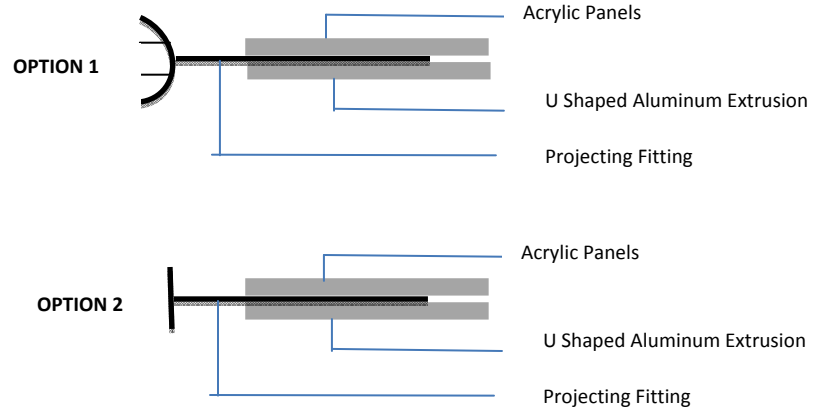
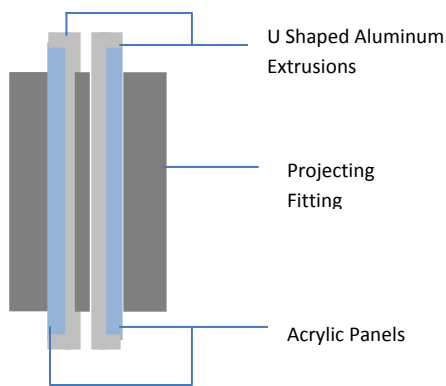


Standard Features

Specifying Steps for Each Sign

- U Shaped Aluminum Extruded Panel Holder, 6063 aluminum, 0.118"
- Clear Matte Acrylic Panels 0.2"
- No side to frame, acrylic has beautiful polished edges.
- Set screw to lock in acrylic panel
- Panel Finish:
 - For ADA Ready™:
 - 140 standard paint colors.
 - Multiple and custom colors available.
 - For Graphic Inserts:
 - [Clear Matte Acrylic Cover]
 - [Anodized Aluminum]
- Graphic Methods:
 - Digital Prints
 - Direct print on panel technology
 - Paper Insert behind Acrylic Panel
 - ADA on Aluminum Panel
 - [0.32" Photopolymer face. Raised symbols and copy and ADA compliant Grade II Braille]
- Anodized Aluminum L shaped Desk/Table Stand

1. Specify and attach: (Layout of sign including quantities, sizes and insert panel layout using official ASI layout standards).
2. Specify L shaped table/desk stand
3. Specify the following:
 - a. Sign type by Number:
 - [MirREF-38-desk2-152], [MirREF-51-desk2-152], [MirREF-76-desk2-152], [MirREF-102-desk2-152], [MirREF-152-desk2-152]
4. For ADA-Ready™ Panel specify:
 - a. Raster Braille process, or
 - b. Photopolymer Braille process
 - i. Background Color:
 - [Painted in one of 140 Standard Paint Colors]
 - [Custom Paint Color]
 - ii. Graphics Color
 - [Painted in one of 140 Standard Paint Colors]
 - [Custom paint Color]
 - c. Letter style, letter size and layout position.



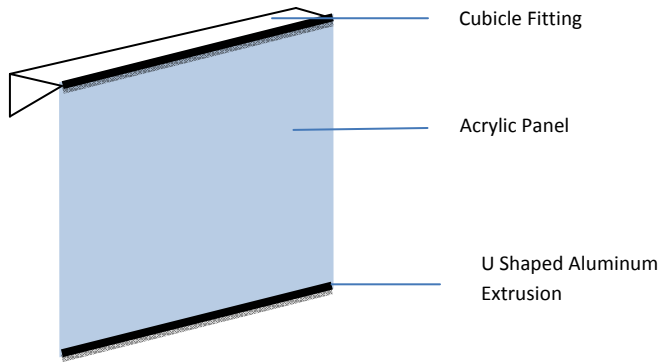
Standard Features

Specifying Steps for Each Sign


- U Shaped Aluminum Extruded Panel Holder, 6063 aluminum, 0.118"
- Two Clear Matte Acrylic Panels 0.2"
- No side to frame, acrylic has beautiful polished edges.
- Set screws to lock in acrylic panel
- Different shaped projecting/flag mounting units.
- Panel Finish:
 - For ADA Ready™: 140 standard paint colors. Multiple and custom colors available.
 - For Graphic Inserts: [Clear Matte Acrylic Cover] [Anodized Aluminum]
- Graphic Method:
 - Digital Prints
 - Direct print on panel technology
 - Paper Insert behind Acrylic Panel
 - ADA on Aluminum Panel [0.32" Photopolymer face. Raised symbols and copy and ADA compliant Grade II Braille]

1. Specify and attach: (Layout of sign including quantities, sizes and insert panel layout using official ASI layout standards).
2. Specify appropriate shape for projecting/flag mounting hardware.
3. Specify the following:
 - a. Sign type by Number: [MirREF-102-flag1-102], [MirREF-102-flag1-152], [MirREF-102-flag1-218], [MirREF-152-flag1-102], [MirREF-152-flag1-152], [MirREF-152-flag1-218], [MirREF-102-flag2-102], [MirREF-1022-flag2-152], [MirREF-102-flag2-218], [MirREF-152-flag2-102], [MirREF-152-flag2-152], [MirREF-152-flag2-218].
4. For ADA-Ready™ Header (or footer) specify:
 - a. Raster Braille process, or
 - b. Photopolymer Braille process
 - i. Background Color: [Painted in one of 140 Standard Paint Colors] [Custom Paint Color]
 - ii. Graphics Color: [Painted in one of 140 Standard Paint Colors] [Custom paint Color]
 - c. Letter style, letter size and layout position.
5. Mounting [Mechanical fastener]

Reflection



Cubicle Sign

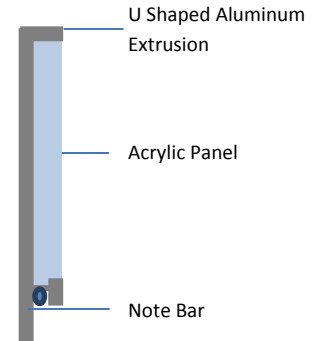
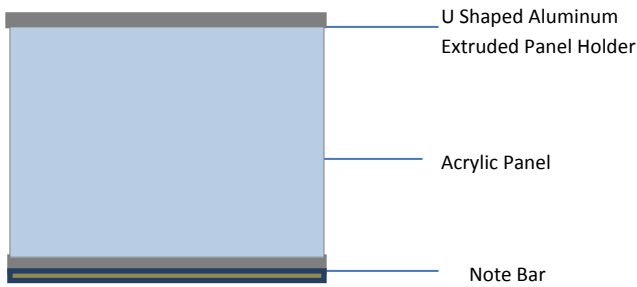


Standard Features

- U Shaped Aluminum Extruded Panel Holder, 6063 aluminum, 0.118"
- Clear Matte Acrylic Insert Panels 0.2"
- No side to frame, acrylic has beautiful polished edges.
- Set screw to lock in acrylic panel
- Panel Finish:
 - For ADA Ready™:
 - 140 standard paint colors.
 - Multiple and custom colors available.
 - For Graphic Inserts:
 - [Clear Matte Acrylic Cover]
 - [Anodized Aluminum]
- Graphic Methods:
 - Digital Prints
 - Direct print on panel technology
 - Paper Insert behind Acrylic Panel
 - ADA on Aluminum Panel [0.32" Photopolymer face. Raised symbols and copy and ADA compliant Grade II Braille]

Specifying Steps for Each Sign

1. Specify and attach: (Layout of sign including quantities, sizes and insert panel layout using official ASI layout standards)..
2. Specify cubicle mount
3. Specify the following:
 - a. Sign type by Number:
 - [MirREF-38-02-102], [MirREF-38-02-152], [MirREF-38-02-218], [MirREF-51-02-102], [MirREF-152-02-152]. [MirREF-51-02-218], [MirREF-76-02-102], [MirREF-76-02-152], [MirREF-76-02-218], [MirREF-102-02-102], [MirREF-102-02-152], [MirREF-102-02-218], [MirREF-152-02-102], [MirREF-02-152-152], [MirREF-152-02-218].
4. For ADA-Ready™ Header (or footer) specify:
 - a. Raster Braille process, or
 - b. Photopolymer Braille process
 - i. Background Color:
 - [Painted in one of 140 Standard Paint Colors]
 - [Custom Paint Color]
 - ii. Graphics Color
 - [Painted in one of 140 Standard Paint Colors]
 - [Custom paint Color]
 - c. Letter style, letter size and layout position.

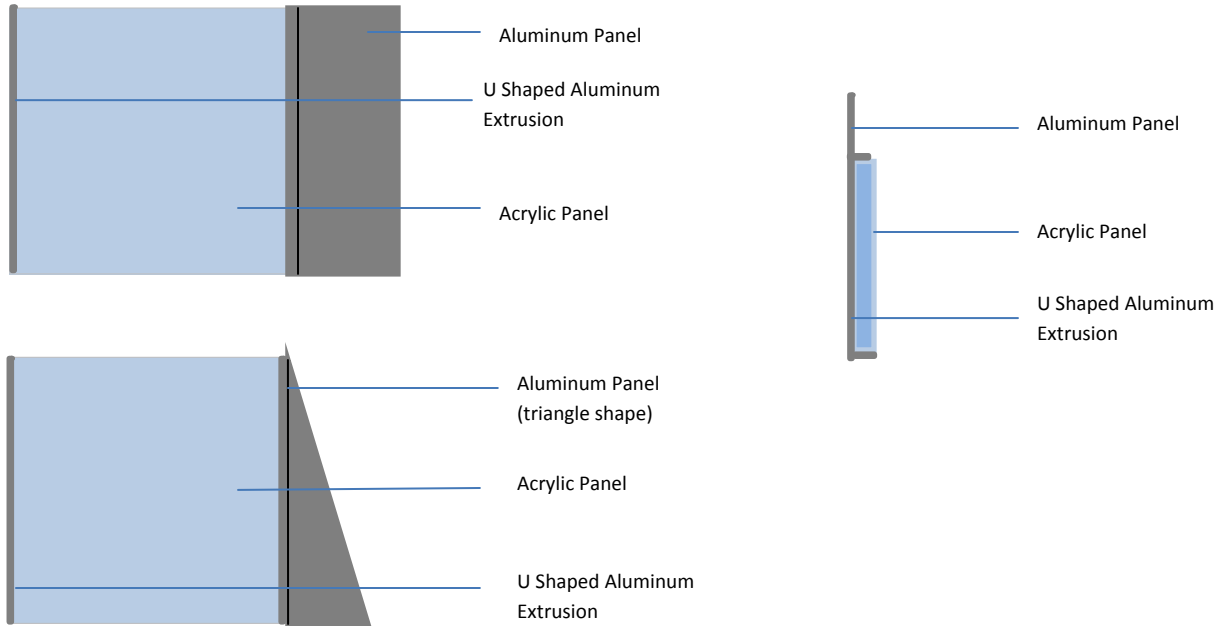


Standard Features

- U Shaped Aluminum Extruded Panel Holder, 6063 aluminum, 0.118"
- Clear Matte Acrylic Insert Panels 0.2"
- No side to frame, acrylic has beautiful polished edges.
- Supplied with Note Bar to hold paper Messages.
- Panel Finish:
 - For ADA Ready™:
 - 140 standard paint colors.
 - Multiple and custom colors available.
 - For Graphic Inserts:
 - [Clear Matte Acrylic Cover]
 - [Anodized Aluminum]
- Graphic Methods:
 - Digital Prints
 - Direct print on panel technology
 - Paper Insert behind Acrylic Panel
 - ADA on Aluminum Panel [0.32" Photopolymer face. Raised symbols and copy and ADA compliant Grade II Braille]

Specifying Steps for Each Sign

1. Specify and attach: (Layout of sign including quantities, sizes and insert panel layout using official ASI layout standards).
2. Specify appropriate size for Note Bar
3. Specify the following:
 - a. Sign type by Number:
 - [[MirREF-38-06-102], [MirREF-38-06-152], [MirREF-38-06-218], [MirREF-51-06-102], [MirREF-51-06-152], [MirREF-51-06-218], [MirREF-76-06-02], [MirREF-76-06-152], [MirREF-76-06-218], [MirREF-102-06-102], [MirREF-102-06-152], [MirREF-102-06-218], [MirREF-152-06-102], [MirREF-152-06-152], [MirREF-152-06-218].
4. For ADA-Ready™ Header (or footer) specify:
 - a. Raster Braille process, or
 - b. Photopolymer Braille process
 - i. Background Color:
 - [Painted in one of 140 Standard Paint Colors]
 - [Custom Paint Color]
 - ii. Graphics Color
 - [Painted in one of 140 Standard Paint Colors]
 - [Custom paint Color]
 - c. Letter style, letter size and layout position.
5. Mounting
 - [Mechanical fastener], [VHB Tape]



Standard Features

Specifying Steps for Each Sign

- U Shaped Aluminum Extruded Panel Holder, 6063 aluminum, 0.118"
 - Clear Matte Acrylic Insert Panels 0.2"
 - No side to frame, acrylic has beautiful polished edges.
 - Aluminum panel in rectangular or triangular shapes.
 - Panel Finish:
 - For ADA Ready™:
 - 140 standard paint colors.
 - Multiple and custom colors available.
 - For Graphic Inserts:
 - [Clear Matte Acrylic Cover]
 - [Anodized Aluminum]
 - Graphic Methods:
 - Digital Prints
 - Direct print on panel technology
 - Paper Insert behind Acrylic Panel
 - ADA on Aluminum Panel [0.32" Photopolymer face. Raised symbols and copy and ADA compliant Grade II Braille]
1. Specify and attach: (Layout of sign including quantities, sizes and insert panel layout using official ASI layout standards).
 2. Specify the Sign type by Number:
 - a. Rectangular:
 - i. [MirREF-51-01-152], [MirREF-76-01-152], [MirREF-102-01-152], [MirREF-152-01-152], [MirREF-51-01-102], [MirREF-76-01-102], [MirREF-102-01-102], [MirREF-152-01-102], [MirREF-51-01-218], [MirREF-76-01-218], [MirREF-102-01-218], [MirREF-152-01-218].
 - b. Sideway Installed:
 - i. [MirREF-152-03-102], [MirREF-152-03-152], [MirREF-152-03-218].
 - c. Triangular Shaped Aluminum Panel – Triangle on left
 - i. [MirREF-152-04-102], [MirREF-152-04-152], [MirREF-152-04-218].
 - d. Triangular Shaped Aluminum Panel – Triangle on right.
 - i. [MirREF-152-05-102], [MirREF-152-05-152], [MirREF-152-05-218].
 3. For ADA-Ready™ Panel specify:
 - a. Raster Braille process, or
 - b. Photopolymer Braille process
 - i. Background Color:
 - [Painted in one of 140 Standard Paint Colors]
 - [Custom Paint Color]
 - ii. Graphics Color
 - [Painted in one of 140 Standard Paint Colors]
 - [Custom paint Color]
 - c. Letter style, letter size and layout position.
 4. Mounting
 - a. [VHB tape], [Mechanical fastener]

Reflection

Color Ref	ARTICLE NUMBER	TOP PANEL H	TOP PANEL W	BOTTOM PANEL H	PANEL W	NOTES
	MirREF-38-00-152	1.5"	6"			Acrylic Panel
	MirREF-51-00-152	2"	6"			Acrylic Panel
	MirREF-76-00-152	3"	6"			Acrylic Panel
	MirREF-102-00-152	4"	6"			Acrylic Panel
	MirREF-152-00-152	6"	6"			Acrylic Panel
	MirREF-38-00-102	1.5"	4"			Acrylic Panel
	MirREF-51-00-102	2"	4"			Acrylic Panel
	MirREF-76-00-102	3"	4"			Acrylic Panel
	MirREF-102-00-102	4"	4"			Acrylic Panel
	MirREF-152-00-102	6"	4"			Acrylic Panel
	MirREF-38-00-218	1.5"	8.5"			Acrylic Panel
	MirREF-51-00-218	2"	8.5"			Acrylic Panel
	MirREF-76-00-218	3"	8.5"			Acrylic Panel
	MirREF-102-00-218	4"	8.5"			Acrylic Panel
	MirREF-152-00-218	6"	8.5"			Acrylic Panel
	MirREF-3851-00-152	1.5"	6"	2"	6"	Acrylic Panel
	MirREF-3876-00-152	1.5"	6"	3"	6"	Both Panels Acrylic
	MirREF-38102-00-152	1.5"	6"	4"	6"	Both Panels Acrylic
	MirREF-38152-00-152	1.5"	6"	6"	6"	Both Panels Acrylic
	MirREF-3851-00-102	1.5"	4"	2"	4"	Both Panels Acrylic
	MirREF-3876-00-102	1.5"	4"	3"	4"	Both Panels Acrylic
	MirREF-38102-00-102	1.5"	4"	4"	4"	Both Panels Acrylic
	MirREF-38152-00-102	1.5"	4"	6"	4"	Both Panels Acrylic
	MirREF-3815-00-218	1.5"	8.5"	2"	8.5"	Both Panels Acrylic
	MirREF-3876-00-218	1.5"	8.5"	3"	8.5"	Both Panels Acrylic
	MirREF-38102-00-218	1.5"	8.5"	4"	8.5"	Both Panels Acrylic
	MirREF-38152-00-218	1.5"	8.5"	6"	8.5"	Both Panels Acrylic
	MirREF-5138-01-152	2"	6"	1.5"	6"	Both Panels Acrylic
	MirREF-7638-00-152	3"	6"	1.5"	6"	Both Panels Acrylic
	MirREF-10238-01-152	4"	6"	1.5"	6"	Both Panels Acrylic
	MirREF-15238-01-152	6"	6"	1.5"	6"	Both Panels Acrylic
	MirREF-5138-01-102	2"	4"	1.5"	4"	Both Panels Acrylic
	MirREF-7638-00-102	3"	4"	1.5"	4"	Both Panels Acrylic
	MirREF-10238-01-102	4"	4"	1.5"	4"	Both Panels Acrylic
	MirREF-15238-01-102	6"	4"	1.5"	4"	Both Panels Acrylic
	MirREF-5128-01-218	2"	8.5"	1.5"	8.5"	Both Panels Acrylic
	MirREF-7638-01-218	3"	8.5"	1.5"	8.5"	Both Panels Acrylic
	MirREF-10238-01-218	4"	8.5"	1.5"	8.5"	Both Panels Acrylic
	MirREF-15238-01-218	6"	8.5"	1.5"	8.5"	Both Panels Acrylic
	MirREF-51-01-152	1.5"	6"	2"	6"	Bottom Panel Acrylic, Top Panel Alum.
	MirREF-76-01-152	1.5"	6"	3"	6"	Bottom Panel Acrylic, Top Panel Alum.
	MirREF-102-01-152	1.5"	6"	4"	6"	Bottom Panel Acrylic, Top Panel Alum.
	MirREF-152-01-152	1.5"	6"	6"	6"	Bottom Panel Acrylic, Top Panel Alum.
	MirREF-51-01-102	1.5"	4"	2"	4"	Bottom Panel Acrylic, Top Panel Alum.
	MirREF-76-01-102	1.5"	4"	3"	4"	Bottom Panel Acrylic, Top Panel Alum.
	MirREF-102-01-102	1.5"	4"	4"	4"	Bottom Panel Acrylic, Top Panel Alum.
	MirREF-152-01-102	1.5"	4"	6"	4"	Bottom Panel Acrylic, Top Panel Alum.
	MirREF-51-01-218	1.5"	8.5"	2"	8.5"	Bottom Panel Acrylic, Top Panel Alum.

Reflection

Color Ref	ARTICLE NUMBER	TOP PANEL H	TOP PANEL W	BOTTOM PANEL H	BOTTOM PANEL W	NOTES
	MirREF-76-01-218	1.5"	8.5"	3"	8.5"	Bottom Panel Acrylic, Top Panel Alum.
	MirREF-102-01-218	1.5"	8.5"	4"	8.5"	Bottom Panel Acrylic, Top Panel Alum.
	MirREF-152-01-218	1.5"	8.5"	6"	8.5"	Bottom Panel Acrylic, Top Panel Alum.
	MirREF-152-03-102					Installed sideward, acrylic panel 6"(h) x 4"(w), aluminum panel 6"(h) x 1.5"(w)
	MirREF-152-03-152					Installed sideward, acrylic panel 6"(h) x 6"(w), aluminum panel 6"(h) x 1.5"(w)
	MirREF-152-03-218					Installed sideward, acrylic panel 6"(h) x 8.5"(w), aluminum panel 6"(h) x 1.5"(w)
	MirREF-152-04-102					Acrylic Panel 6"(h) x 4"(w), triangular shaped aluminum panel 6"(h) x 1.5"(w) with triangle on left side
	MirREF-152-04-152					Acrylic Panel 6"(h) x 6"(w), triangular shaped aluminum panel 6"(h) x 1.5"(w) with triangle on left side
	MirREF-152-04-218					Acrylic Panel 6"(h) x 8.5"(w), triangular shaped aluminum panel 6"(h) x 1.5"(w) with triangle on left side
	MirREF-152-05-102					Acrylic Panel 6"(h) x 4"(w), triangular shaped aluminum panel 6"(h) x 1.5"(w) with triangle on right side
	MirREF-152-05-152					Acrylic Panel 6"(h) x 6"(w), triangular shaped aluminum panel 6"(h) x 1.5"(w) with triangle on right side
	MirREF-152-05-218					Acrylic Panel 6"(h) x 8.5"(w), triangular shaped aluminum panel 6"(h) x 1.5"(w) with triangle on right side
	MirREF-38-06-102	1.5"	4"			Price inclusive of Note Bar
	MirREF-38-06-152	1.5"	6"			Price inclusive of Note Bar
	MirREF-38-06-218	1.5"	8.5"			Price inclusive of Note Bar
	MirREF-51-06-102	2"	4"			Price inclusive of Note Bar
	MirREF-51-06-152	2"	6"			Price inclusive of Note Bar
	MirREF-51-06-218	2"	8.5"			Price inclusive of Note Bar
	MirREF-76-06-102	3"	4"			Price inclusive of Note Bar
	MirREF-76-06-152	3"	6"			Price inclusive of Note Bar
	MirREF-76-06-218	3"	8.5"			Price inclusive of Note Bar
	MirREF-102-06-102	4"	4"			Price inclusive of Note Bar
	MirREF-102-06-152	4"	6"			Price inclusive of Note Bar
	MirREF-102-06-218	4"	8.5"			Price inclusive of Note Bar
	MirREF-152-06-102	6"	4"			Price inclusive of Note Bar
	MirREF-152-06-152	6"	6"			Price inclusive of Note Bar
	MirREF-152-06-218	6"	8.5"			Price inclusive of Note Bar
	MirREF-38-02-102	1.5"	4"			Price inclusive of Cubicle Fitting
	MirREF-38-02-152	1.5"	6"			Price inclusive of Cubicle Fitting
	MirREF-38-02-218	1.5"	8.5"			Price inclusive of Cubicle Fitting
	MirREF-51-02-102	2"	4"			Price inclusive of Cubicle Fitting
	MirREF-51-02-152	2"	6"			Price inclusive of Cubicle Fitting
	MirREF-51-02-218	2"	8.5"			Price inclusive of Cubicle Fitting
	MirREF-76-02-102	3"	4"			Price inclusive of Cubicle Fitting
	MirREF-76-02-152	3"	6"			Price inclusive of Cubicle Fitting
	MirREF-76-02-218	3"	8.5"			Price inclusive of Cubicle Fitting
	MirREF-102-02-102	4"	4"			Price inclusive of Cubicle Fitting

Reflection

Color Ref	ARTICLE NUMBER	TOP PANEL H	TOP PANEL W	BOTTOM PANEL H	BOTTOM PANEL W	NOTES
	MirREF-102-02-152	4"	6"			Price inclusive of Cubicle Fitting
	MirREF-102-02-218	4"	8.5"			Price inclusive of Cubicle Fitting
	MirREF-152-02-102	6"	4"			Price inclusive of Cubicle Fitting
	MirREF-152-02-152	6"	6"			Price inclusive of Cubicle Fitting
	MirREF-152-02-218	6"	8.5"			Price inclusive of Cubicle Fitting
	MirREF-38-desk1-152	1.5"	6"			Price inclusive of Cubicle Fitting
	MirREF-51-desk1-152	2"	6"			Price Inclusive of V shaped table/desk stand
	MirREF-76-desk1-152	3"	6"			Price Inclusive of V shaped table/desk stand
	MirREF102-desk1-152	4"	6"			Price Inclusive of V shaped table/desk stand
	MirREF-152-desk1-152	6"	6"			Price Inclusive of V shaped table/desk stand
	MirREF-38-desk2-152	1.5"	6"			Price inclusive of L Shaped table/desk stand
	MirREF-51-desk2-152	2"	6"			Price inclusive of L Shaped table/desk stand
	MirREF-76-desk2-152	3"	6"			Price inclusive of L Shaped table/desk stand
	MirREF102-desk2-152	4"	6"			Price inclusive of L Shaped table/desk stand
	MirREF-152-desk2-152	6"	6"			Price inclusive of L Shaped table/desk stand
	MirREF-102-flag1-102	4"	4"			Price inclusive of curved projection mount
	MirREF-102 flag1-152	4"	6"			Price inclusive of curved projection mount
	MirREF-102-flag1-218	4"	8.5"			Price inclusive of curved projection mount
	MirREF-152-flag1-102	6"	4"			Price inclusive of curved projection mount
	MirREF-152-flag1-152	6"	6"			Price inclusive of curved projection mount
	MirREF-152-flag1-218	6"	8.5"			Price inclusive of curved projection mount
	MirREF-102-flag2-102	4"	4"			Price inclusive of flat projection mount
	MirREF-102-flag2-152	4"	6"			Price inclusive of flat projection mount
	MirREF-102-flag2-218	4"	8.5"			Price inclusive of flat projection mount
	MirREF-152-flag2-102	6"	4"			Price inclusive of flat projection mount
	MirREF-152-flag2-152	6"	6"			Price inclusive of flat projection mount
	MirREF-152-flag2-218	6"	8.5"			Price inclusive of flat projection mount